

Castellolí, Camp. España Cross-Country

Clasificado por vueltas

Carrera

Parcmotor 10,840 km

Carrera

22/01/2012 11:30

Carrera iniciado a 11:03:26

Pos.	Nº	Nombre	Vlts.	Dif. 1º	Total Tº	Mejor Tm	En Vit.	Club	Marca
1	3	BETRIU ARMENGOL, JAUME	10		2:38:47.789	15:33.659	8	Mc Segre	HUSABERG
2	2	PEREZ DE LA TORRE, JUAN	10	2:55.572	2:41:43.361	15:35.440	6	Moto Club Sport Natura	KTM
3	20	QUER MOLGO, RAMON	9	1 Vuelta	2:31:23.234	16:12.994	1	Mc Segre	SHERCO
4	4	GARCIA SANCHEZ, MIQUEL	9	1 Vuelta	2:33:00.643	16:39.695	3	Mc B.Roses	
5	7	COMECH GIJON, ENRIQUE	9	1 Vuelta	2:33:59.767	16:43.331	6	MC Pedralba	KTM
6	6	BARBERO ANDRES, MARCOS	9	1 Vuelta	2:36:49.339	16:54.279	4	Motos Arribas	KTM
7	51	BERNADAUS VILLANUA, ANDRES	9	1 Vuelta	2:37:42.584	16:56.705	5		
8	21	QUER MOLGO, JORDI	9	1 Vuelta	2:37:48.472	17:11.958	9	Mc Segre	SHERCO
9	8	ROMERO PLANAS, ANTONI	9	1 Vuelta	2:38:01.476	16:53.130	4	CE Pm Vilassar Dalt	
10	24	BENEYTO BOTELLA, RUBEN	9	1 Vuelta	2:39:49.479	17:05.836	8	Nicogass	SHERCO
11	50	GIMENO GARCIA, ANTONIO	9	1 Vuelta	2:40:04.116	17:20.911	9	Motos Arribas	HUSQVARNA
12	54	ABASOLO ETXABE, XABIER	9	1 Vuelta	2:42:00.685	17:39.234	9	Fly Group mc.	HUSABERG
13	45	CANALS FLIX, PASQUAL	9	1 Vuelta	2:42:06.267	17:33.727	6	Massoni Sport	KTM
14	40	CORRALES GARCIA, DAVID	9	1 Vuelta	2:44:17.141	17:39.596	7	Mc. Burgos Sport	HUSABERG
15	52	PEDRO SUBIRATS, JORDI	9	1 Vuelta	2:44:55.830	17:41.665	4	Mc. Polea SX	
16	46	CRUSET RIBOSA, JORDI	9	1 Vuelta	2:46:11.244	18:03.375	6		KTM
17	88	IZQUIERDO IZQUIERDO, FRANCISCO	9	1 Vuelta	2:46:12.715	18:07.178	9	Mc Sitges	YAMAHA
18	41	IGLESIAS FERNANDEZ, ALEJANDRO	9	1 Vuelta	2:47:11.807	18:02.234	5	Mc. RJ Sport	
19	60	FORNIELES GARCIA, ALVARO	9	1 Vuelta	2:47:27.924	18:17.974	7	Mc Torrelles	HUSQVARNA
20	23	ARNAIZ IGARTUA, XABIER	9	1 Vuelta	2:47:29.814	18:00.224	7	Fly Group mc.	HUSABERG
21	58	MURILLO BLANCO, ALBERTO	8	2 Vueltas	2:30:25.202	18:17.356	4	Racc M.S.	KTM
22	70	MACIAS SANCHEZ, ALBERTO	8	2 Vueltas	2:30:27.521	18:09.404	2	Zalla Off road	SHERCO
23	59	PALLARES COLOMAR, JOSE RAMON	8	2 Vueltas	2:31:36.659	18:10.494	3	Mc. Formentera-Eivissa	HUSABERG
24	9	SALLA MARROYO, JOEL	8	2 Vueltas	2:32:09.445	18:37.943	5	CE Pm Vilassar Dalt	KTM
25	71	PIZONES GUERRERO, GERARDO	8	2 Vueltas	2:33:51.788	18:36.432	2	Moto Club Urso	KTM
26	82	RIBES CASTELLS, JERONI	8	2 Vueltas	2:34:01.285	18:50.786	1	SIP SPORT	SHERCO
27	89	IZQUIERDO IZQUIERDO, JOSE LUIS	8	2 Vueltas	2:34:04.492	18:32.271	8	Mc Sitges	YAMAHA
28	90	LOPEZ DOVAL, CARLOS	8	2 Vueltas	2:36:22.477	19:08.586	5	Massoni Sport	KTM
29	43	RODRIGUEZ CARTAGENA, ION ANDER	8	2 Vueltas	2:37:09.356	18:56.618	6	R.M.C. Guipuzkoa	KTM
30	78	SANCHEZ FERRER, CARLOS	8	2 Vueltas	2:37:14.615	19:01.869	5	M.C. Ibiza Off Road	KTM
31	76	HERNANDEZ BAREA, JOSE LUIS	8	2 Vueltas	2:41:38.338	19:23.948	4	Gm Molins	KTM
32	87	GARCIA SAEZ, JOSE MIGUEL	8	2 Vueltas	2:44:35.456	19:50.645	5		YAMAHA
33	99	MURILLO BLANCO, MIQUEL	8	2 Vueltas	2:45:51.486	19:53.371	6	Racc M.S.	KTM
34	53	GONZALEZ FERNANDEZ, FELIPE	8	2 Vueltas	2:46:41.292	20:08.399	6	Mc. RJ Sport	
35	100	MANTE SOLA, LAIA	8	2 Vueltas	2:46:59.092	19:54.747	8	Mc. Parc Pla Estany	YAMAHA
36	72	GUERRA ARAGON, VICENTE	8	2 Vueltas	2:47:22.780	20:14.862	5	Mc. Valdevilanos	HUSQVARNA
37	101	PALAU PERIS, HUMI	8	2 Vueltas	2:47:23.476	19:57.673	7	Enduraid Org.	KTM
38	85	DE LA LASTRA IGLESIAS, PEDRO	8	2 Vueltas	2:47:25.899	20:02.006	8		YAMAHA
39	84	CASTEL CUSCO, FRANCESC XAVIER	8	2 Vueltas	2:48:53.894	20:31.742	5	Mc Sitges	
40	74	PIERA SOLE, LLUIS	8	2 Vueltas	2:49:05.256	19:55.580	5	Mc Segre	KAWASAKI
41	57	GARCIA MERINO, JULIO LUIS	8	2 Vueltas	2:52:11.599	20:36.836	2	Gracia Racing	YAMAHA
42	44	BERNADES BORDA, JOEL	7	3 Vueltas	2:30:11.963	20:36.230	2		
43	47	CHASCO DOMINGUEZ, JULIO CESAR	7	3 Vueltas	2:30:23.197	19:51.793	4	Mc Torrelles	
44	80	DELGADO SALAS, DIEGO	7	3 Vueltas	2:30:59.547	21:09.765	4		KTM
45	22	DIAZ REY, OVIDIO JOSE	7	3 Vueltas	2:31:31.567	17:14.887	7	Ribuli	
46	26	GRASA ROYO, CESAR	7	3 Vueltas	2:31:32.396	19:39.119	6		KTM
47	56	CUARTERO SANCHO, JOSE LUIS	7	3 Vueltas	2:31:37.707	19:37.930	7		KTM
48	25	GOMEZ LARROCEA, LANDER	7	3 Vueltas	2:41:29.356	20:33.769	5	mczalla	SHERCO
49	83	GOMEZ OTERO, LEANDRO	7	3 Vueltas	2:46:39.297	22:58.810	3	mczalla	KTM
50	61	SALOMO COLL, OSCAR	6	4 Vueltas	2:46:22.872	22:41.259	3	Mc VDB	HONDA
51	73	VIGIOLA GOIKOECHEA, KOLDO	6	4 Vueltas	2:50:46.852	19:23.694	2		HUSABERG
52	5	CABALLERO BARRIO, CARLOS ENRIQUE	5	5 Vueltas	2:30:22.821	16:56.613	4	Vallisoletano Mc.	KTM
53	81	BLAYA SANZ, PASCUAL	5	5 Vueltas	2:39:49.300	22:25.399	4	MC Enduro Canals	SHERCO
54	86	DOMENECH BARRENECHE, ROMAN	3	7 Vueltas	2:32:24.233	21:54.580	3	Mc Sitges	KTM
No clasificado									
NT	27	LLOSA PEREZ, DAN	6	NT	1:53:43.397	18:17.123	1	Mc. Quintueles	YAMAHA
NT	77	PALAU SEGURA, JOSEP R.	4	NT	1:25:19.848	20:45.253	1	Am Trempl	GAS-GAS

Notificaciones
#59 penalizado con un minuto.

Margin of Victory	Avg. Speed	Best Lap Tm	Best Spd	Best Lap by
2:55.572	40,958	15:33.659	41,797	3 - BETRIU ARMENGOL, JAUME

Jefe de cronometraje

Orbits

Provisional Los Comisarios Deportivos

Definitiva

El Director de Carrera

El Cronametrador

Hora:

Hora:

Hora:

Castellolí, Camp. España Cross-Country

Clasificado por vueltas

Carrera Parcmotor 10,840 km

Carrera 22/01/2012 11:30

Carrera iniciado a 11:03:26

Pos.	Nº	Nombre	Vits.	Dif. 1º	Total Tº	Mejor Tm	En Vit.	Club	Marca
NT	55	MARGALEF PEÑAS, EDUARD	2	NT	1:05:13.874	18:06.909	2	Mc Móra d´Ebre	SHERCO
NT	62	ALGUERO JORDA, MARC		NT	4.711		0	Mc VDB	HONDA
NE	75	BERTRAN BARTOMEU, CARLES		NE			0	Massoni Sport	KTM

Notificaciones
#59 penalizado con un minuto.

Margin of Victory	Avg. Speed	Best Lap Tm	Best Spd	Best Lap by
2:55.572	40,958	15:33.659	41,797	3 - BETRIU ARMENGOL, JAUME

Jefe de cronometraje

Orbits

Provisional Los Comisarios Deportivos El Director de Carrera El Cronametrador

Definitiva Hora: Hora: Hora:

Castellolí, Camp. España Cross-Country

Clasificado por vueltas

Carrera Parcmotor 10,840 km
 Carrera 22/01/2012 11:30
 Carrera iniciado a 11:03:26

Pos.	Nº	Nombre	Vlts	Total Tº	Dif. 1º	Mejor Tm Club	Marca
Féminas							
1	100	MANTE SOLA, LAIA	8	2:46:59.092		19:54.747	Mc. Parc Pla Estany
2	101	PALAU PERIS, HUMÍ	8	2:47:23.476	24.384	19:57.673	Enduraid Org.
Junior							
1	20	QUER MOLGO, RAMON	9	2:31:23.234		16:12.994	Mc Segre
2	21	QUER MOLGO, JORDI	9	2:37:48.472	6:25.238	17:11.958	Mc Segre
3	24	BENEYTO BOTELLA, RUBEN	9	2:39:49.479	8:26.245	17:05.836	Nicogass
4	23	ARNAIZ IGARTUA, XABIER	9	2:47:29.814	16:06.580	18:00.224	Fly Group mc.
5	22	DIAZ REY, OVIDIO JOSE	7	2:31:31.567	2 Vueltas	17:14.887	Ribuli
6	26	GRASA ROYO, CESAR	7	2:31:32.396	2 Vueltas	19:39.119	
7	25	GOMEZ LARROCEA, LANDER	7	2:41:29.356	2 Vueltas	20:33.769	mczalla
No clasificado							
NT	27	LLOSA PEREZ, DAN	6	1:53:43.397	NT	18:17.123	Mc. Quintueles
Máster							
1	88	IZQUIERDO IZQUIERDO, FRANCISCO	9	2:46:12.715		18:07.178	Mc Sitges
2	82	RIBES CASTELLS, JERONI	8	2:34:01.285	1 Vuelta	18:50.786	SIP SPORT
3	89	IZQUIERDO IZQUIERDO, JOSE LUIS	8	2:34:04.492	1 Vuelta	18:32.271	Mc Sitges
4	90	LOPEZ DOVAL, CARLOS	8	2:36:22.477	1 Vuelta	19:08.586	Massoni Sport
5	87	GARCIA SAEZ, JOSE MIGUEL	8	2:44:35.456	1 Vuelta	19:50.645	
6	85	DE LA LASTRA IGLESIAS, PEDRO	8	2:47:25.899	1 Vuelta	20:02.006	
7	84	CASTEL CUSCO, FRANCESC XAVIER	8	2:48:53.894	1 Vuelta	20:31.742	Mc Sitges
8	80	DELGADO SALAS, DIEGO	7	2:30:59.547	2 Vueltas	21:09.765	
9	83	GOMEZ OTERO, LEANDRO	7	2:46:39.297	2 Vueltas	22:58.810	mczalla
10	81	BLAYA SANZ, PASCUAL	5	2:39:49.300	4 Vueltas	22:25.399	MC Enduro Canals
11	86	DOMENECH BARRENECHE, ROMAN	3	2:32:24.233	6 Vueltas	21:54.580	Mc Sitges
Senior							
1	3	BETRIU ARMENGOL, JAUME	10	2:38:47.789		15:33.659	Mc Segre
2	2	PEREZ DE LA TORRE, JUAN	10	2:41:43.361	2:55.572	15:35.440	Moto Club Sport N
3	4	GARCIA SANCHEZ, MIQUEL	9	2:33:00.643	1 Vuelta	16:39.695	Mc B.Roses
4	7	COMECH GIJON, ENRIQUE	9	2:33:59.767	1 Vuelta	16:43.331	MC Pedralba
5	6	BARBERO ANDRES, MARCOS	9	2:36:49.339	1 Vuelta	16:54.279	Motos Arribas
6	8	ROMERO PLANAS, ANTONI	9	2:38:01.476	1 Vuelta	16:53.130	CE Pm Vilassar Dal
7	9	SALLA MARROYO, JOEL	8	2:32:09.445	2 Vueltas	18:37.943	CE Pm Vilassar Dal
8	5	CABALLERO BARRIO, CARLOS ENRIQUE	5	2:30:22.821	5 Vueltas	16:56.613	Vallisoletano Mc.
Sénior B 2T							
1	45	CANALS FLIX, PASQUAL	9	2:42:06.267		17:33.727	Massoni Sport
2	40	CORRALES GARCIA, DAVID	9	2:44:17.141	2:10.874	17:39.596	Mc. Burgos Sport
3	46	CRUSET RIBOSA, JORDI	9	2:46:11.244	4:04.977	18:03.375	
4	41	IGLESIAS FERNANDEZ, ALEJANDRO	9	2:47:11.807	5:05.540	18:02.234	Mc. RJ Sport
5	43	RODRIGUEZ CARTAGENA, ION ANDER	8	2:37:09.356	1 Vuelta	18:56.618	R.M.C. Guipuzkoa
6	44	BERNADES BORDA, JOEL	7	2:30:11.963	2 Vueltas	20:36.230	

Margin of Victory	Avg. Speed	Best Lap Tm	Best Spd	Best Lap by
2:55.572	40,958	15:33.659	41,797	3 - BETRIU ARMENGOL, JAUME

Jefe de cronometraje

Orbits

Provisional

Los Comisarios Deportivos

El Director de Carrera

El Cronametrador

Definitiva

Hora:

Hora:

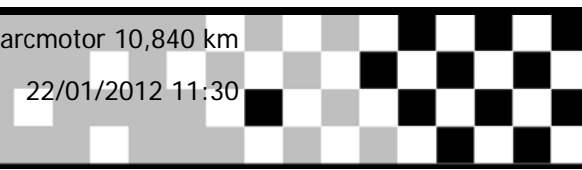
Hora:



Castellolí, Camp. España Cross-Country

Clasificado por vueltas

Carrera Parcmotor 10,840 km
 Carrera 22/01/2012 11:30
 Carrera iniciado a 11:03:26




Pos.	Nº	Nombre	Vlts	Total T°	Dif. 1°	Mejor Tm Club	Marca
Sénior B 4T							
1	51	BERNADAUS VILLANUA, ANDRES	9	2:37:42.584		16:56.705	
2	50	GIMENO GARCIA, ANTONIO	9	2:40:04.116	2:21.532	17:20.911	Motos Arribas HUSQVARNA
3	54	ABASOLO ETXABE, XABIER	9	2:42:00.685	4:18.101	17:39.234	Fly Group mc. HUSABERG
4	52	PEDRO SUBIRATS, JORDI	9	2:44:55.830	7:13.246	17:41.665	Mc. Polea SX
5	60	FORNIELES GARCIA, ALVARO	9	2:47:27.924	9:45.340	18:17.974	Mc Torrelles HUSQVARNA
6	58	MURILLO BLANCO, ALBERTO	8	2:30:25.202	1 Vuelta	18:17.356	Racc M.S. KTM
7	59	PALLARES COLOMAR, JOSE RAMON	8	2:31:36.659	1 Vuelta	18:10.494	Mc. Formentera-Eiv HUSABERG
8	53	GONZALEZ FERNANDEZ, FELIPE	8	2:46:41.292	1 Vuelta	20:08.399	Mc. RJ Sport
9	57	GARCIA MERINO, JULIO LUIS	8	2:52:11.599	1 Vuelta	20:36.836	Gracia Racing YAMAHA
10	56	CUARTERO SANCHO, JOSE LUIS	7	2:31:37.707	2 Vueltas	19:37.930	KTM
No clasificado							
NT	55	MARGALEF PEÑAS, EDUARD	2	1:05:13.874	NT	18:06.909	Mc Móra d´Ebre SHERCO
Veterano							
1	70	MACIAS SANCHEZ, ALBERTO	8	2:30:27.521		18:09.404	Zalla Off road SHERCO
2	71	PIZONES GUERRERO, GERARDO	8	2:33:51.788	3:24.267	18:36.432	Moto Club Urso KTM
3	78	SANCHEZ FERRER, CARLOS	8	2:37:14.615	6:47.094	19:01.869	M.C. Ibiza Off Roac KTM
4	76	HERNANDEZ BAREA, JOSE LUIS	8	2:41:38.338	11:10.817	19:23.948	Gm Molins KTM
5	72	GUERRA ARAGON, VICENTE	8	2:47:22.780	16:55.259	20:14.862	Mc. Valdevilanos HUSQVARNA
6	74	PIERA SOLE, LLUIS	8	2:49:05.256	18:37.735	19:55.580	Mc Segre KAWASAKI
7	73	VIGIOLA GOIKOECHEA, KOLDO	6	2:50:46.852	2 Vueltas	19:23.694	HUSABERG
No clasificado							
NT	77	PALAU SEGURA, JOSEP R.	4	1:25:19.848	NT	20:45.253	Am Tremp GAS-GAS
NE	75	BERTRAN BARTOMEU, CARLES			NE		Massoni Sport KTM

Margin of Victory	Avg. Speed	Best Lap Tm	Best Spd	Best Lap by
2:55.572	40,958	15:33.659	41,797	3 - BETRIU ARMENGOL, JAUME

Jefe de cronometraje Orbits

Provisional Los Comisarios Deportivos
El Director de Carrera
El Cronametrador

Definitiva Hora:
Hora:
Hora:





Castellolí, Camp. España Cross-Country

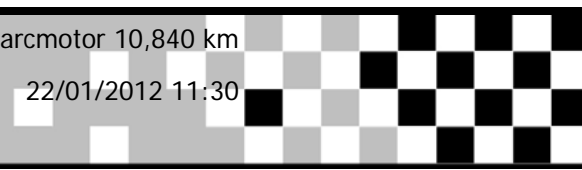
Carrera

Parcmotor 10,840 km

Carrera

22/01/2012 11:30

Carrera iniciado a 11:03:26



Lap	Lap Tm	Diff	Time of Day
(3) BETRIU ARMENGOL, JAUME			
1	16:12.126	+38.467	11:19:42.860
2	15:56.053	+22.394	11:35:38.913
3	15:49.820	+16.161	11:51:28.733
4	15:45.669	+12.010	12:07:14.402
5	16:18.454	+44.795	12:23:32.856
6	15:45.046	+11.387	12:39:17.902
7	15:33.895	+0.236	12:54:51.797
8	15:33.659		13:10:25.456
9	15:41.865	+8.206	13:26:07.321
10	16:06.555	+32.896	13:42:13.876

Lap	Lap Tm	Diff	Time of Day
(2) PEREZ DE LA TORRE, JUAN			
1	16:45.023	+1:09.583	11:20:13.889
2	16:06.467	+31.027	11:36:20.356
3	15:49.580	+14.140	11:52:09.936
4	15:43.710	+8.270	12:07:53.646
5	16:12.822	+37.382	12:24:06.468
6	15:35.440		12:39:41.908
7	15:36.919	+1.479	12:55:18.827
8	15:38.166	+2.726	13:10:56.993
9	16:43.705	+1:08.265	13:27:40.698
10	17:28.750	+1:53.310	13:45:09.448

Lap	Lap Tm	Diff	Time of Day
(20) QUER MOLGO, RAMON			
1	16:12.994		11:19:41.878
2	16:43.036	+30.042	11:36:24.914
3	16:41.667	+28.673	11:53:06.581
4	17:20.434	+1:07.440	12:10:27.015
5	16:42.448	+29.454	12:27:09.463
6	16:31.095	+18.101	12:43:40.558
7	17:02.348	+49.354	13:00:42.906
8	16:56.308	+43.314	13:17:39.214
9	17:10.107	+57.113	13:34:49.321

Lap	Lap Tm	Diff	Time of Day
(4) GARCIA SANCHEZ, MIQUEL			
1	17:38.812	+59.117	11:21:10.845
2	16:48.063	+8.368	11:37:58.908
3	16:39.695		11:54:38.603
4	16:45.935	+6.240	12:11:24.538
5	17:44.033	+1:04.338	12:29:08.571
6	16:42.515	+2.820	12:45:51.086
7	16:41.534	+1.839	13:02:32.620
8	16:48.310	+8.615	13:19:20.930
9	17:05.800	+26.105	13:36:26.730

Lap	Lap Tm	Diff	Time of Day
(7) COMECHE GIJON, ENRIQUE			
1	17:08.136	+24.805	11:20:37.708
2	16:53.055	+9.724	11:37:30.763
3	17:36.125	+52.794	11:55:06.888
4	17:15.712	+32.381	12:12:22.600
5	16:59.330	+15.999	12:29:21.930
6	16:43.331		12:46:05.261
7	17:02.038	+18.707	13:03:07.299
8	17:12.125	+28.794	13:20:19.424
9	17:06.430	+23.099	13:37:25.854

Lap	Lap Tm	Diff	Time of Day
(6) BARBERO ANDRES, MARCOS			
1	17:11.084	+16.805	11:20:40.499
2	17:16.865	+22.586	11:37:57.364
3	17:49.217	+54.938	11:55:46.581
4	16:54.279		12:12:40.860
5	16:55.374	+1.095	12:29:36.234
6	17:35.815	+41.536	12:47:12.049
7	18:46.854	+1:52.575	13:05:58.903

Lap	Lap Tm	Diff	Time of Day
8	17:11.515	+17.236	13:23:10.418
9	17:05.008	+10.729	13:40:15.426
(51) BERNADAUS VILLANUA, ANDRES			
1	17:42.950	+46.245	11:21:14.627
2	17:14.669	+17.964	11:38:29.296
3	18:12.551	+1:15.846	11:56:41.847
4	17:09.291	+12.586	12:13:51.138
5	16:56.705		12:30:47.843
6	18:11.584	+1:14.879	12:48:59.427
7	17:04.376	+7.671	13:06:03.803
8	17:17.645	+20.940	13:23:21.448
9	17:47.223	+50.518	13:41:08.671

Lap	Lap Tm	Diff	Time of Day
(21) QUER MOLGO, JORDI			
1	17:24.036	+12.078	11:20:53.434
2	17:24.341	+12.383	11:38:17.775
3	17:26.988	+15.030	11:55:44.763
4	18:19.779	+1:07.821	12:14:04.542
5	17:25.283	+13.325	12:31:29.825
6	17:36.146	+24.188	12:49:05.971
7	17:29.205	+17.247	13:06:35.176
8	17:27.425	+15.467	13:24:02.601
9	17:11.958		13:41:14.559

Lap	Lap Tm	Diff	Time of Day
(8) ROMERO PLANAS, ANTONI			
1	17:40.006	+46.876	11:21:09.597
2	17:20.530	+27.400	11:38:30.127
3	17:15.105	+21.975	11:55:45.232
4	16:53.130		12:12:38.362
5	18:38.502	+1:45.372	12:31:16.864
6	17:04.848	+11.718	12:48:21.712
7	17:43.899	+50.769	13:06:05.611
8	17:52.615	+59.485	13:23:58.226
9	17:29.337	+36.207	13:41:27.563

Lap	Lap Tm	Diff	Time of Day
(24) BENEYTO BOTELLA, RUBEN			
1	18:11.849	+1:06.013	11:21:41.452
2	17:37.552	+31.716	11:39:19.004
3	17:48.373	+42.537	11:57:07.377
4	17:53.200	+47.364	12:15:00.577
5	17:31.007	+25.171	12:32:31.584
6	17:51.911	+46.075	12:50:23.495
7	17:08.373	+2.537	13:07:31.868
8	17:05.836		13:24:37.704
9	18:37.862	+1:32.026	13:43:15.566

Lap	Lap Tm	Diff	Time of Day
(50) GIMENO GARCIA, ANTONIO			
1	17:49.541	+28.630	11:21:19.367
2	17:27.452	+6.541	11:38:46.819
3	17:30.646	+9.735	11:56:17.465
4	17:20.911		12:13:38.376
5	18:00.836	+39.925	12:31:39.212
6	17:50.293	+29.382	12:49:29.505
7	17:58.324	+37.413	13:07:27.829
8	18:01.981	+41.070	13:25:29.810
9	18:00.393	+39.482	13:43:30.203

Lap	Lap Tm	Diff	Time of Day
(54) ABASOLO ETXABE, XABIER			
1	18:14.195	+34.961	11:21:43.557
2	18:02.275	+23.041	11:39:45.832
3	17:53.779	+14.545	11:57:39.611
4	18:32.790	+53.556	12:16:12.401
5	18:08.333	+29.099	12:34:20.734
6	17:49.973	+10.739	12:52:10.707
7	17:55.783	+16.549	13:10:06.490

Lap	Lap Tm	Diff	Time of Day
8	17:41.048	+1.814	13:27:47.538
9	17:39.234		13:45:26.772
(45) CANALS FLIX, PASQUAL			
1	18:19.871	+46.144	11:21:49.097
2	17:48.593	+14.866	11:39:37.690
3	17:42.241	+8.514	11:57:19.931
4	18:21.944	+48.217	12:15:41.875
5	17:59.481	+25.754	12:33:41.356
6	17:33.727		12:51:15.083
7	18:00.781	+27.054	13:09:15.864
8	18:19.346	+45.619	13:27:35.210
9	17:57.144	+23.417	13:45:32.354

Lap	Lap Tm	Diff	Time of Day
(40) CORRALES GARCIA, DAVID			
1	18:49.215	+1:09.619	11:22:18.199
2	18:18.629	+39.033	11:40:36.828
3	18:01.693	+22.097	11:58:38.521
4	18:11.288	+31.692	12:16:49.809
5	19:17.150	+1:37.554	12:36:06.959
6	18:00.112	+20.516	12:54:07.071
7	17:39.596		13:11:46.667
8	17:53.670	+14.074	13:29:40.337
9	18:02.891	+23.295	13:47:43.228

Lap	Lap Tm	Diff	Time of Day
(52) PEDRO SUBIRATS, JORDI			
1	17:53.099	+11.434	11:21:23.082
2	17:52.493	+10.828	11:39:15.575
3	17:49.363	+7.698	11:57:04.938
4	17:41.665		12:14:46.603
5	18:57.321	+1:15.656	12:33:43.924
6	17:46.022	+4.357	12:51:29.946
7	18:24.631	+42.966	13:09:54.577
8	19:18.850	+1:37.185	13:29:13.427
9	19:08.490	+1:26.825	13:48:21.917

Lap	Lap Tm	Diff	Time of Day
(46) CRUSET RIBOSA, JORDI			
1	18:52.928	+49.553	11:22:22.568
2	18:23.450	+20.075	11:40:46.018
3	18:29.462	+26.087	11:59:15.480
4	19:07.347	+1:03.972	12:18:22.827
5	18:09.751	+6.376	12:36:32.578
6	18:03.375		12:54:35.953
7	18:12.671	+9.296	13:12:48.624
8	18:42.260	+38.885	13:31:30.884
9	18:06.447	+3.072	13:49:37.331

Lap	Lap Tm	Diff	Time of Day
(88) IZQUIERDO IZQUIERDO, FRANCISCO			
1	18:35.896	+28.718	11:22:38.698
2	18:24.048	+16.870	11:41:02.746
3	18:20.619	+13.441	11:59:23.365
4	18:09.037	+1.859	12:17:32.402
5	19:14.360	+1:07.182	12:36:46.762
6	18:14.654	+7.476	12:55:01.416
7	18:16.484	+9.306	13:13:17.900
8	18:13.724	+6.546	13:31:31.624
9	18:07.178		13:49:38.802

Lap	Lap Tm	Diff	Time of Day
(41) IGLESIAS FERNANDEZ, ALEJANDRO			
1	18:37.105	+34.871	11:22:06.787
2	18:19.702	+17.468	11:40:26.489
3	18:10.448	+8.214	11:58:36.937
4	18:03.085	+0.851	12:16:40.022
5	18:02.234		12:34:42.256
6	18:08.824	+6.590	12:52:51.080
7	18:24.951	+22.717	13:11

Castellolí, Camp. España Cross-Country

Carrera

Parcmotor 10,840 km

Carrera

22/01/2012 11:30

Carrera iniciado a 11:03:26

Lap	Lap Tm	Diff	Time of Day
8	20:31.573	+2:29.339	13:31:47.604
9	18:50.290	+48.056	13:50:37.894

(60) FORNIELES GARCIA, ALVARO

1	19:09.457	+51.483	11:22:39.218
2	18:30.306	+12.332	11:41:09.524
3	18:20.292	+2.318	11:59:29.816
4	18:50.400	+32.426	12:18:20.216
5	19:00.000	+42.026	12:37:20.216
6	18:24.025	+6.051	12:55:44.241
7	18:17.974		13:14:02.215
8	18:19.912	+1.938	13:32:22.127
9	18:31.884	+13.910	13:50:54.011

(23) ARNAIZ IGARTUA, XABIER

1	18:48.242	+48.018	11:22:18.575
2	18:35.705	+35.481	11:40:54.280
3	18:21.329	+21.105	11:59:15.609
4	18:17.900	+17.676	12:17:33.509
5	20:09.949	+2:09.725	12:37:43.458
6	18:25.372	+25.148	12:56:08.830
7	18:00.224		13:14:09.054
8	18:35.282	+35.058	13:32:44.336
9	18:11.565	+11.341	13:50:55.901

(58) MURILLO BLANCO, ALBERTO

1	19:21.667	+1:04.311	11:22:51.887
2	18:43.512	+26.156	11:41:35.399
3	18:36.521	+19.165	12:00:11.920
4	18:17.356		12:18:29.276
5	19:06.627	+49.271	12:37:35.903
6	18:31.700	+14.344	12:56:07.603
7	18:49.737	+32.381	13:14:57.340
8	18:53.949	+36.593	13:33:51.289

(70) MACIAS SANCHEZ, ALBERTO

1	18:55.043	+45.639	11:22:56.893
2	18:09.404		11:41:06.297
3	18:26.428	+17.024	11:59:32.725
4	19:20.243	+1:10.839	12:18:52.968
5	18:49.472	+40.068	12:37:42.440
6	18:26.025	+16.621	12:56:08.465
7	18:50.683	+41.279	13:14:59.148
8	18:54.460	+45.056	13:33:53.608

(59) PALLARES COLOMAR, JOSE RAMON

1	18:36.412	+25.918	11:22:05.895
2	18:11.303	+0.809	11:40:17.198
3	18:10.494		11:58:27.692
4	20:05.469	+1:54.975	12:18:33.161
5	19:17.419	+1:06.925	12:37:50.580
6	18:45.480	+34.986	12:56:36.060
7	18:36.896	+26.402	13:15:12.956
8	18:49.790	+39.296	13:34:02.746

(9) SALLA MARROYO, JOEL

1	19:00.500	+22.557	11:22:34.611
2	18:45.690	+7.747	11:41:20.301
3	18:43.602	+5.659	12:00:03.903
4	19:37.277	+59.334	12:19:41.180
5	18:37.943		12:38:19.123
6	18:49.441	+11.498	12:57:08.564
7	18:52.444	+14.501	13:16:01.008
8	19:34.524	+56.581	13:35:35.532

(71) PIZONES GUERRERO, GERARDO

Lap	Lap Tm	Diff	Time of Day
1	18:52.324	+15.892	11:22:54.122
2	18:36.432		11:41:30.554
3	19:05.878	+29.446	12:00:36.432
4	19:07.633	+31.201	12:19:44.065
5	18:59.455	+23.023	12:38:43.520
6	19:02.160	+25.728	12:57:45.680
7	20:10.218	+1:33.786	13:17:55.898
8	19:21.977	+45.545	13:37:17.875

(82) RIBES CASTELLS, JERONI

1	18:50.786		11:22:53.148
2	19:12.217	+21.431	11:42:05.365
3	18:56.055	+5.269	12:01:01.420
4	20:21.671	+1:30.885	12:21:23.091
5	18:52.682	+1.896	12:40:15.773
6	19:02.687	+11.901	12:59:18.460
7	19:06.041	+15.255	13:18:24.501
8	19:02.871	+12.085	13:37:27.372

(89) IZQUIERDO IZQUIERDO, JOSE LUIS

1	19:20.592	+48.321	11:23:30.331
2	19:04.828	+32.557	11:42:35.159
3	19:05.736	+33.465	12:01:40.895
4	20:43.900	+2:11.629	12:22:24.795
5	18:49.047	+16.776	12:41:13.842
6	18:59.746	+27.475	13:00:13.588
7	18:44.720	+12.449	13:18:58.308
8	18:32.271		13:37:30.579

(90) LOPEZ DOVAL, CARLOS

1	20:06.120	+57.534	11:24:08.798
2	19:43.136	+34.550	11:43:51.934
3	19:19.330	+10.744	12:03:11.264
4	19:16.302	+7.716	12:22:27.566
5	19:08.586		12:41:36.152
6	19:26.600	+18.014	13:01:02.752
7	19:12.180	+3.594	13:20:14.932
8	19:33.632	+25.046	13:39:48.564

(43) RODRIGUEZ CARTAGENA, ION ANDER

1	19:21.552	+24.934	11:22:50.917
2	19:59.029	+1:02.411	11:42:49.946
3	19:32.570	+35.952	12:02:22.516
4	19:21.376	+24.758	12:21:43.892
5	20:48.918	+1:52.300	12:42:32.810
6	18:56.618		13:01:29.428
7	19:22.065	+25.447	13:20:51.493
8	19:43.950	+47.332	13:40:35.443

(78) SANCHEZ FERRER, CARLOS

1	19:51.644	+49.775	11:23:54.852
2	19:55.985	+54.116	11:43:50.837
3	19:18.806	+16.937	12:03:09.643
4	20:37.762	+1:35.893	12:23:47.405
5	19:01.869		12:42:49.274
6	19:29.103	+27.234	13:02:18.377
7	19:12.085	+10.216	13:21:30.462
8	19:10.240	+8.371	13:40:40.702

(76) HERNANDEZ BAREA, JOSE LUIS

1	19:28.038	+4.090	11:23:30.305
2	20:47.720	+1:23.772	11:44:18.025
3	19:26.026	+2.078	12:03:44.051
4	19:23.948		12:23:07.999
5	21:26.289	+2:02.341	12:44:34.288
6	19:48.691	+24.743	13:04:22.979

Lap	Lap Tm	Diff	Time of Day
7	20:31.923	+1:07.975	13:24:54.902
8	20:09.523	+45.575	13:45:04.425

(87) GARCIA SAEZ, JOSE MIGUEL

1	20:32.963	+42.318	11:24:36.599
2	20:30.046	+39.401	11:45:06.645
3	20:07.972	+17.327	12:05:14.617
4	22:22.946	+2:32.301	12:27:37.563
5	19:50.645		12:47:28.208
6	20:15.459	+24.814	13:07:43.667
7	20:09.432	+18.787	13:27:53.099
8	20:08.444	+17.799	13:48:01.543

(53) GONZALEZ FERNANDEZ, FELIPE

1	21:15.959	+1:07.560	11:24:47.267
2	20:41.421	+33.022	11:45:28.688
3	21:10.421	+1:02.022	12:06:39.109
4	21:57.432	+1:49.033	12:28:36.541
5	20:25.735	+17.336	12:49:02.276
6	20:08.399		13:09:10.675
7	20:08.760	+0.361	13:29:19.435
8	20:47.944	+39.545	13:50:07.379

(100) MANTE SOLA, LAIA

1	21:03.947	+1:09.200	11:25:08.783
2	21:21.144	+1:26.397	11:46:29.927
3	20:56.700	+1:01.953	12:07:26.627
4	21:37.390	+1:42.643	12:29:04.017
5	20:30.707	+35.960	12:49:34.724
6	20:56.418	+1:01.671	13:10:31.142
7	19:59.290	+4.543	13:30:30.432
8	19:54.747		13:50:25.179

(72) GUERRA ARAGON, VICENTE

1	21:54.531	+1:39.669	11:25:57.928
2	20:48.243	+33.381	11:46:46.171
3	20:34.157	+19.295	12:07:20.328
4	20:16.723	+1.861	12:27:37.051
5	20:14.862		12:47:51.913
6	21:28.008	+1:13.146	13:09:19.921
7	20:21.867	+7.005	13:29:41.788
8	21:07.079	+52.217	13:50:48.867

(101) PALAU PERIS, HUMI

1	21:28.975	+1:31.302	11:25:32.820
2	20:56.644	+58.971	11:46:29.464
3	21:18.101	+1:20.428	12:07:47.565
4	22:15.987	+2:18.314	12:30:03.552
5	20:20.008	+22.335	12:50:23.560
6	20:29.386	+31.713	13:10:52.946
7	19:57.673		13:30:50.619
8	19:58.944	+1.271	13:50:49.563

(85) DE LA LASTRA IGLESIAS, PEDRO

1	21:28.624	+1:26.618	11:25:31.332
2	21:08.574	+1:06.568	11:46:39.906
3	20:47.770	+45.764	12:07:27.676
4	20:19.715	+17.709	12:27:47.391
5	22:32.807	+2:30.801	12:50:20.198
6	20:21.601	+19.595	13:10:41.799
7	20:08.181	+6.175	13:30:49.980
8	20:02.006		13:50:51.986

(84) CASTEL CUSCO, FRANCESC XAVIER

1	20:51.317	+19.575	11:24:53.371
2	20:34.533	+2.791	11:45:27.904

Jefe de cronometraje

Orbits

Provisional

Los Comisarios Deportivos

El Director de Carrera

El Cronometrador

Definitiva

Hora:

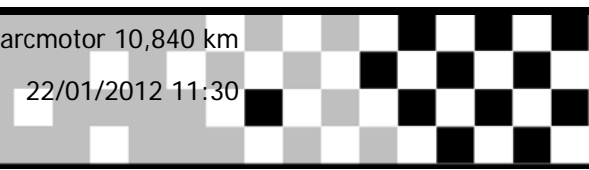
Hora:

Hora:



Castellolí, Camp. España Cross-Country

Carrera Parcmotor 10,840 km
 Carrera 22/01/2012 11:30
 Carrera iniciado a 11:03:26



Lap	Lap Tm	Diff	Time of Day
3	22:03.652	+1:31.910	12:07:31.556
4	20:38.142	+6.400	12:28:09.698
5	20:31.742		12:48:41.440
6	22:21.610	+1:49.868	13:11:03.050
7	20:39.776	+8.034	13:31:42.826
8	20:37.155	+5.413	13:52:19.981

(74) PIERA SOLE, LLUIS

1	21:09.826	+1:14.246	11:25:12.358
2	20:52.545	+56.965	11:46:04.903
3	20:31.267	+35.687	12:06:36.170
4	21:39.722	+1:44.142	12:28:15.892
5	19:55.580		12:48:11.472
6	20:20.614	+25.034	13:08:32.086
7	22:39.857	+2:44.277	13:31:11.943
8	21:19.400	+1:23.820	13:52:31.343

(57) GARCIA MERINO, JULIO LUIS

1	21:16.101	+39.265	11:24:45.941
2	20:36.836		11:45:22.777
3	21:51.253	+1:14.417	12:07:14.030
4	20:53.141	+16.305	12:28:07.171
5	20:43.674	+6.838	12:48:50.845
6	22:05.224	+1:28.388	13:10:56.069
7	21:50.695	+1:13.859	13:32:46.764
8	22:50.922	+2:14.086	13:55:37.686

(44) BERNADES BORDA, JOEL

1	21:18.754	+42.524	11:24:49.186
2	20:36.230		11:45:25.416
3	21:22.445	+46.215	12:06:47.861
4	21:03.221	+26.991	12:27:51.082
5	20:48.923	+12.693	12:48:40.005
6	22:11.502	+1:35.272	13:10:51.507
7	22:46.543	+2:10.313	13:33:38.050

(80) DELGADO SALAS, DIEGO

1	21:49.746	+39.981	11:25:51.617
2	21:30.071	+20.306	11:47:21.688
3	21:10.707	+0.942	12:08:32.395
4	21:09.765		12:29:42.160
5	21:12.265	+2.500	12:50:54.425
6	21:58.932	+49.167	13:12:53.357
7	21:32.277	+22.512	13:34:25.634

(22) DIAZ REY, OVIDIO JOSE

1	18:28.564	+1:13.677	11:21:59.372
2	17:51.680	+36.793	11:39:51.052
3	17:56.960	+42.073	11:57:48.012
4	17:54.474	+39.587	12:15:42.486
5	43:45.007	+26:30.120	12:59:27.493
6	18:15.274	+1:00.387	13:17:42.767
7	17:14.887		13:34:57.654

(26) GRASA ROYO, CESAR

1	21:57.670	+2:18.551	11:25:29.773
2	20:36.802	+57.683	11:46:06.575
3	27:48.710	+8:09.591	12:13:55.285
4	21:07.545	+1:28.426	12:35:02.830
5	20:37.007	+57.888	12:55:39.837
6	19:39.119		13:15:18.956
7	19:39.527	+0.408	13:34:58.483

(56) CUARTERO SANCHO, JOSE LUIS

1	26:12.217	+6:34.287	11:29:42.893
2	20:08.495	+30.565	11:49:51.388

Lap	Lap Tm	Diff	Time of Day
3	21:32.787	+1:54.857	12:11:24.175
4	23:00.050	+3:22.120	12:34:24.225
5	19:58.788	+20.858	12:54:23.013
6	21:02.851	+1:24.921	13:15:25.864
7	19:37.930		13:35:03.794

(25) GOMEZ LARROCEA, LANDER

1	21:37.224	+1:03.455	11:25:07.954
2	21:52.638	+1:18.869	11:47:00.592
3	21:20.340	+46.571	12:08:20.932
4	25:55.829	+5:22.060	12:34:16.761
5	20:33.769		12:54:50.530
6	21:35.340	+1:01.571	13:16:25.870
7	28:29.573	+7:55.804	13:44:55.443

(83) GOMEZ OTERO, LEANDRO

1	23:33.596	+34.786	11:27:36.753
2	23:09.987	+11.177	11:50:46.740
3	22:58.810		12:13:45.550
4	24:00.901	+1:02.091	12:37:46.451
5	25:01.242	+2:02.432	13:02:47.693
6	23:52.359	+53.549	13:26:40.052
7	23:25.332	+26.522	13:50:05.384

(73) VIGIOLA GOIKOECHEA, KOLDO

1	20:31.042	+1:07.348	11:24:33.582
2	19:23.694		11:43:57.276
3	20:06.500	+42.806	12:04:03.776
4	1:03:52.974	+44:29.280	13:07:56.750
5	23:12.932	+3:49.238	13:31:09.682
6	23:03.257	+3:39.563	13:54:12.939

(5) CABALLERO BARRIO, CARLOS ENRIQUE

1	17:27.983	+31.370	11:20:56.751
2	17:09.677	+13.064	11:38:06.428
3	17:07.417	+10.804	11:55:13.845
4	16:56.613		12:12:10.458
5	1:21:38.450	+1:04:41.837	13:33:48.908

(81) BLAYA SANZ, PASCUAL

1	53:51.713	+31:26.314	11:58:00.655
2	23:35.370	+1:09.971	12:21:36.025
3	35:05.683	+12:40.284	12:56:41.708
4	22:25.399		13:19:07.107
5	24:08.280	+1:42.881	13:43:15.387

(86) DOMENECH BARRENECHE, ROMAN

1	1:47:32.531	+1:25:37.951	12:51:34.419
2	22:21.321	+26.741	13:13:55.740
3	21:54.580		13:35:50.320

(27) LLOSA PEREZ, DAN

1	18:17.123		11:21:47.012
2	18:17.278	+0.155	11:40:04.290
3	18:17.732	+0.609	11:58:22.022
4	18:43.176	+26.053	12:17:05.198
5	20:19.530	+2:02.407	12:37:24.728
6	19:44.756	+1:27.633	12:57:09.484

(77) PALAU SEGURA, JOSEP R.


1	20:45.253		11:24:48.947
2	21:59.434	+1:14.181	11:46:48.381
3	20:50.490	+5.237	12:07:38.871
4	21:07.064	+21.811	12:28:45.935

(55) MARGALEF PEÑAS, EDUARD

Jefe de cronometraje Orbits

Provisional Los Comisarios Deportivos El Director de Carrera El Cronametrador

Definitiva Hora: Hora: Hora:



Página 3/3